

# Sweets

**Directions:** Give your partner clues for each word. Use the example to help you.

## Example

Partner A: Look at #2 across

Partner B: OK.

Partner A: This fruit is yellow. Monkeys eat it.

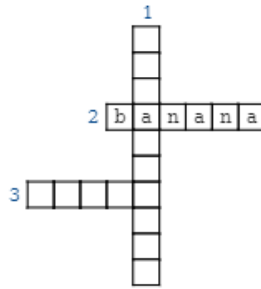
Partner B: Hmmmm. Is it banana?

Partner A: Yes, you're right!

Partner B: Now, look at #1 down...

Partner A: OK...

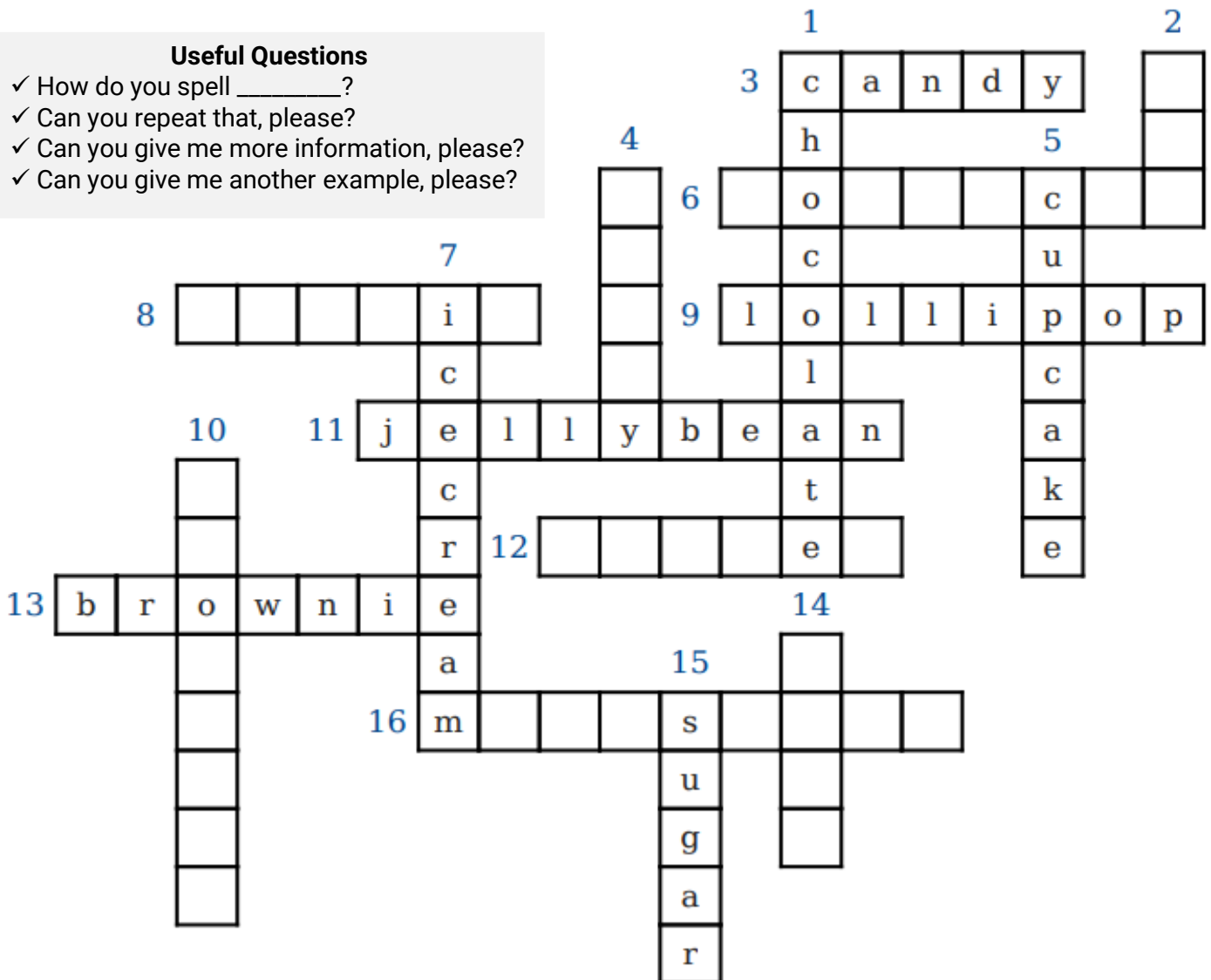
Partner B: This fruit is small and red with little black seeds.



## Partner A

### Useful Questions

- ✓ How do you spell \_\_\_\_\_?
- ✓ Can you repeat that, please?
- ✓ Can you give me more information, please?
- ✓ Can you give me another example, please?



# Sweets

**Directions:** Give your partner clues for each word. Use the example to help you.

## Example

Partner A: Look at #2 across

Partner B: OK.

Partner A: This fruit is yellow. Monkeys eat it.

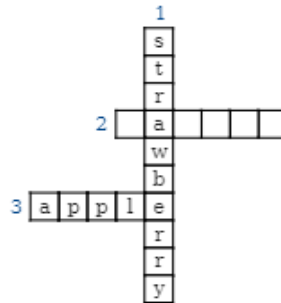
Partner B: Hmmmm. Is it banana?

Partner A: Yes, you're right!

Partner B: Now, look at #1 down...

Partner A: OK...

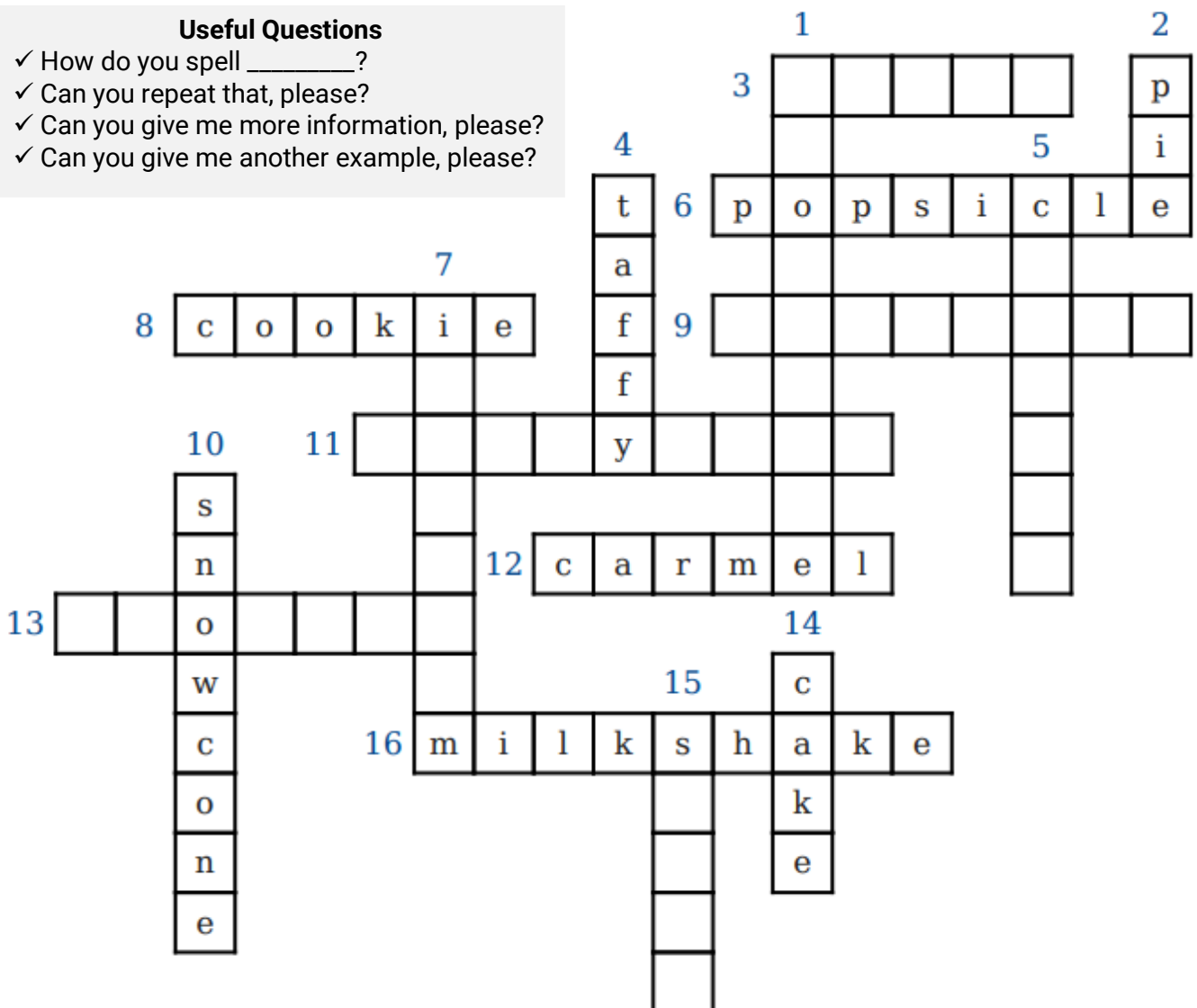
Partner B: This fruit is small and red with little black seeds.




## Partner B

### Useful Questions

- ✓ How do you spell \_\_\_\_\_?
- ✓ Can you repeat that, please?
- ✓ Can you give me more information, please?
- ✓ Can you give me another example, please?





### Teacher Notes

#### Why are partner crossword puzzles valuable in a language classroom?

Partner crossword puzzles provide an excellent opportunity for students to practice speaking about a specific topic. What I like most about partner crosswords is that the teacher can decide how much (or how little) structure to provide for the students. By providing no structure at all, students are forced to use whatever language they have to provide clues—you might use this option for higher-level students. By providing a lot of structure, you are providing students with a sentence pattern that they can use to solve the clues. In doing so, students can focus purely on the target vocabulary.

#### How should I use partner crosswords?

Another reason I love partner crossword puzzles is because they are so versatile. A teacher could spend an entire class period on it, or it could be used as a 15-minute introductory activity.

#### Partner Crossword Lesson Plan (structured)

- 1) Write the target sentence on the board. *This sentence will change from topic to topic, so it is important for the teacher to spend some time previewing the material before the lesson.*
- 2) Provide a model dialogue or solve one clue together as a class.
- 3) Partners work together to complete the crossword.
- 4) As a class, check the answers using the target sentence.