









R	Do 10 jumping jacks 	S	CHRISTMAS	H	F	Go back to Start 
E	Letter A ↓ Z ↓ Speak	W		M		B
L		C		Shake your teacher's hand 		Write your birthday in English 
P		Write your name in English 		G	<div data-bbox="1512 794 1944 1311" style="border: 2px solid black; border-radius: 15px; padding: 10px; text-align: center;"> <p>finish</p>  </div>	
		H		Go back 3 spaces 		

- ask the teacher!
- ask the teacher!
- ask the teacher!
- ask the teacher!
- ask the teacher!
- ask the teacher!
- ask the teacher!
- ask the teacher!

Easy	Medium	Hard
Say a Christmas word beginning with the letter in the space.	Say a Christmas word beginning with the letter in the space. Then, make a sentence with the Christmas word.	Say a Christmas word beginning with the letter in the space. Ask a question with the Christmas word. One group member should answer the question.

Teacher Notes

Letter Speak is a leveled, communicative board game. It is designed to be used as a supplement or as a time-filler.

Estimated Class Time: 10-15 minutes

Rules

This a differentiated activity, so the rules depend on student level. I recommend having each group choose the level at which they play.

Ask the Teacher

The “ask the teacher” pieces should be cut out before the game begins. I find that one “ask the teacher” per player works best. If a student lands on a spot and can’t answer, they can use the “ask the teacher” ticket. Once the player has used the ticket, they must give it to the teacher. The player can’t use it again.